

N95 Medical Protective Face Mask Particulate Respirator CE Certificate

Medical protective mask

Filters air, bacteria, particles, blocks blood, body fluids and splashes



Sterile



Sterile EO



Two years



Dry



80 pcs / box

Arch > 95% greater than BFE

— • Specifications • —

The mask should cover the nose and mouth of the wearer, and it should have good fit. There should be no holes, stains on the surface, and no breathing valve.

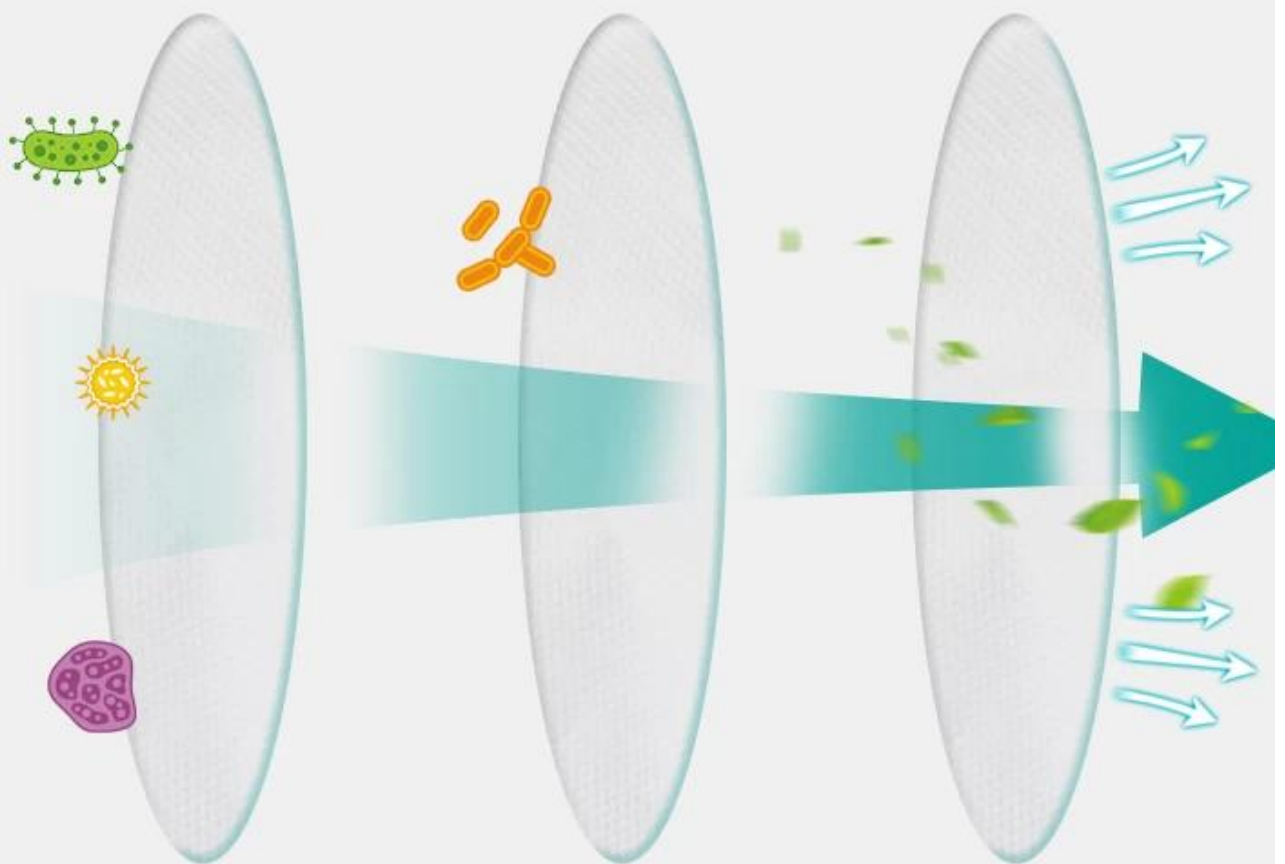
The nose clip should be equipped with a nose clip, which should be adjustable



The mask belt should be easy to adjust; it should have sufficient strength to fix the position of the mask. The breaking strength of each mask belt and mask link should be not less than 10N.

Airflow Resistance

When the gas flow rate is 85L / min,
the breathing resistance of the mask must not
exceed 343.2Pa (35mmH₂O)




Filteration Efficiency

When the gas flow rate is 85L / min, the mask should
meet the requirements in the product standard
for non-oily filtration.



Spray 2mL of synthetic blood to the mask at a pressure of 10.7KPa (80mmGg). There should be no penetration in the mask.

The surface water level should not be lower than the level 3 in GB / T4745-19997.



Microbiological indicators should meet the requirements of microbiological indicators in GB15979-2002, and the requirements in the standard



Aseptically supplied masks should be sterile



Ethylene oxide residue should not exceed 10ug / g



Should not be flammable. The after burning time should not exceed 5S



Adhesive mask design should have good adhesion, the overall fit factor of the mask should not be less than 100

— • Scope of application • —

It is used for filtering particulates in the air, blocking droplets, blood, body fluids, secretions, etc. in the medical work environment



— • Test report • —

河南省医疗器械检验所
检验报告首页

报告编号：注20090342 共 2 页 第 1 页

样品名称	医用防护口罩	样品数量	50个/包×3包
	送样 (√) 抽样 ()	规格型号	17.5×9.5cm
委托方	河南省健琪医疗器械有限公司	商 标	健琪
委托方地址	长垣县工业园区	样品批号/ 产品编号	20090118
生产单位		生产日期 /	
受托方	注 20090342	检验日期	二 年
抽 样 号	/	抽 样 数	10
抽 样 方 式		抽 样 室	09.12.09
抽 样 项 目	全项目	抽 样 人	
抽 样 依 据	GB19083-2003《医用防护口罩》	抽 样 时 间	09.12.09
抽 样 结 论	被检样品符合GB19083-2003《医用防护口罩》		
备 注	1) 报告中的“----”表示此项未送样		

报告批准：  报告审核：  检 验： 张峻林



— • Fitting instructions • —

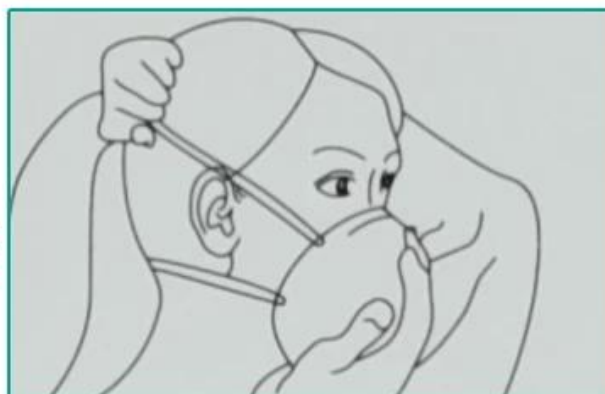
Step1:

Open the product packaging bag, take out the protective mask, face the mask without nose clip, and pull the ear straps on both sides to make the nose clip Located above the mask



Step2:

Hold the mask against your chin, pull the ear strap behind your ear, and adjust the ear strap to feel as comfortable as possible



Step3:

Place the fingers of both hands in the middle of the metal nose clip, while pressing inward, move the fingertips along the nose clip to both sides until the nose. The clip is completely pressed into the shape of the bridge of the nose.



Step4:

Dispose of the product as medical waste after use to avoid pollution



— • Storage method • —



This product should be loaded and transported in covered cabins and cabins, and kept clean. It should not be under heavy pressure, direct sunlight, rain or snow



This product should be stored away from fire sources, relative humidity not exceeding 80%, non-corrosive gas and well-ventilated, clean environment



Handle gently during transportation to avoid severe collision



Precautions

1. This product is a one-time disposable product. The use of broken packaging is strictly prohibited;
2. For the production batch number and expiration date, see the packaging seal or label, and for the date of the disaster, see the outer packaging box;
3. Make sure that the packaging is intact before use and that the product is within the validity period;
4. This product is for external use, please destroy it after use.
5. Contraindications : No contraindications
6. Date of production : See packaging seal or label
7. Expiry date : See packaging seal or label

