N95 Medical Protective Face Mask Particulate Respirator CE Certificate

Specifications

The mask should cover the nose and mouth of the wearer, and it should have good fit. There should be no holes, stains on the surface, and no breathing valve.

The nose clip should be equipped with a nose clip, which should be adjustable

The mask belt should be easy to adjust; it should have sufficient strength to fix the position of the mask. The breaking strength of each mask belt and mask link should be not less than 10N.

Airflow Resistance

When the gas flow rate is 85L / min,
the breathing resistance of the mask must not
exceed 343.2Pa (35mmH2O)

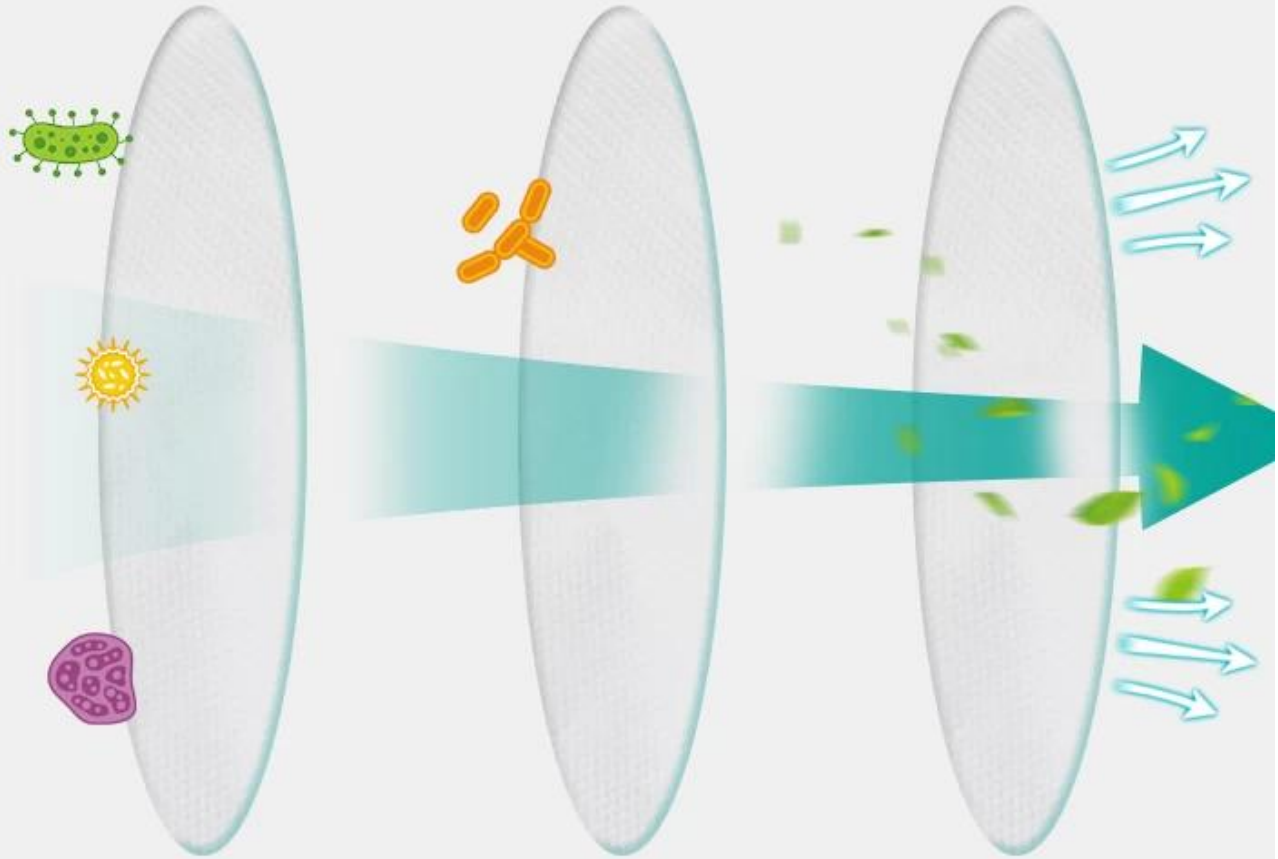

Filteration Efficiency

When the gas flow rate is 85L / min, the mask should
meet the requirements in the product standard
for non-oily filtration.



Spray 2mL of synthetic blood to the mask at a pressure of 10.7KPa (80mmGg). There should be no penetration in the mask.

The surface water level should not be lower than the level 3 in GB / T4745-19997.



Microbiological indicators should meet the requirements of microbiological indicators in GB15979-2002, and the requirements in the standard

Aseptically supplied masks should be sterile

Ethylene oxide residue should not exceed 10ug / g

Should not be flammable. The after burning time should not exceed 5S

Adhesive mask design should have good adhesion, the overall fit factor of the mask should not be less than 100

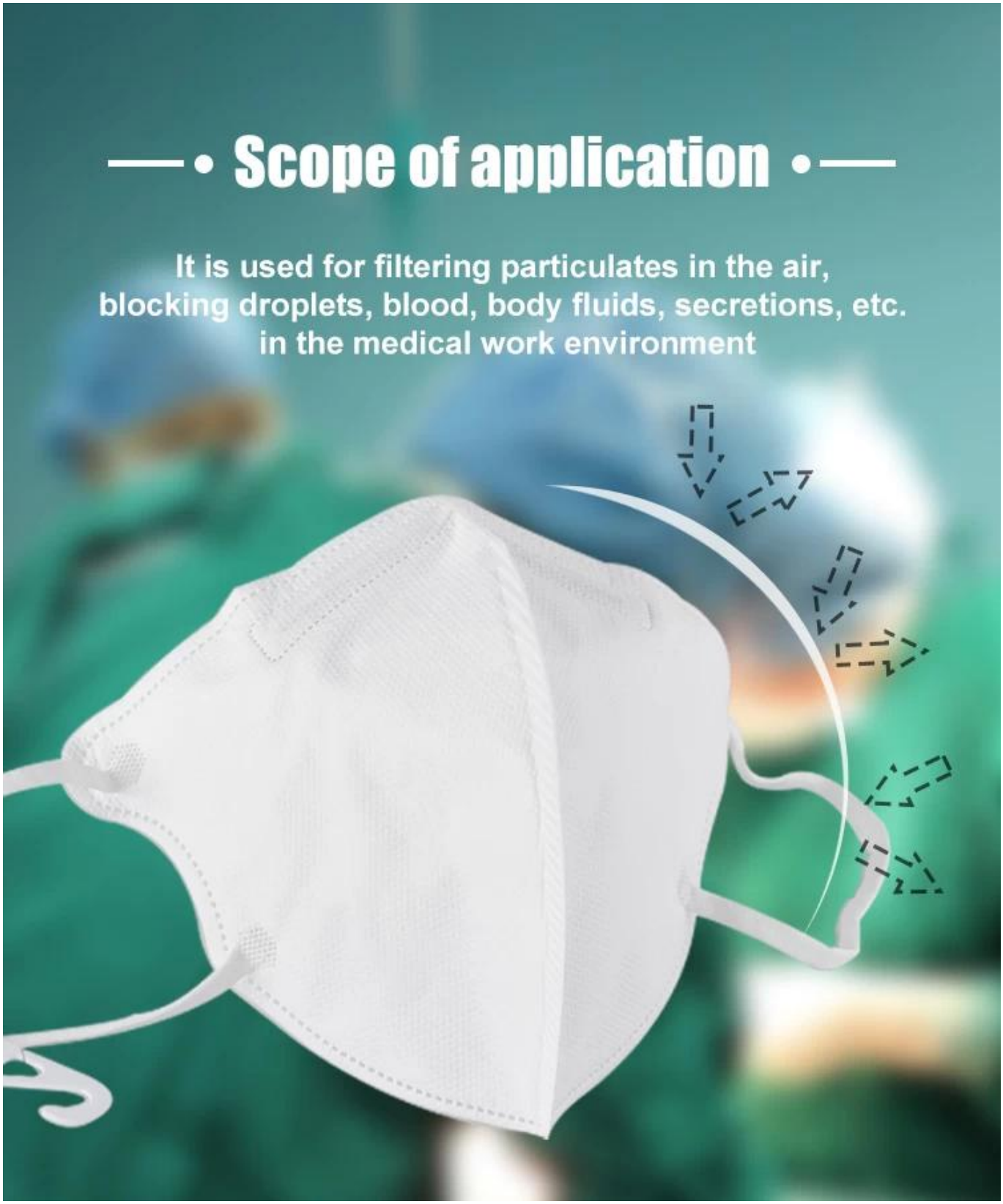
Scope of application
It is used for filtering particulates in the air,
blocking droplets, blood, body fluids, secretions, etc.
in the medical work environment

Test report

河南省医疗器械检验所

检验报告首页

报告编号：注20090342　　共 2 页 第 1 页

样品名称	医用防护口罩	样品数量	50个/包×3包
	送样（√）　抽样（　）	规格型号	17.5×9.5cm
委托方	河南省健琪医疗器械有限公司	商　标	健琪
委托方地址	长垣县	样品批号/产品编号	20090118
生产单位		期	/
受检	号		二年
抽			检验
检验项目	全项目		10
			验室
检验依据	GB19083-2003《医用防护口罩》		09.12.09
检验结论	被检样品符合GB19083-2003《医用		
			年12月09日
备　注	1)报告中的"----"表示此项 适		

报告批准：　报告审核：　检　验：张峨杨

医疗器械检验所 报告专用章

Fitting instructions

Step1:

Open the product packaging bag, take out the protective mask, face the mask without nose clip, and pull the ear straps on both sides to make the nose clip Located above the mask

Step2:

Hold the mask against your chin, pull the ear strap behind your ear, and adjust the ear strap to feel as comfortable as possible

Step3:

Place the fingers of both hands in the middle of the metal nose clip, while pressing inward, move the fingertips along the nose clip to both sides until the nose.The clip is completely pressed into the shape of the bridge of the nose.

Step4:

Dispose of the product as medical waste after use to avoid pollution

Storage method

This product should be loaded and transported in covered cabins and cabins, and kept clean. It should not be under heavy pressure, direct sunlight, rain or snow

This product should be stored away from fire sources, relative humidity not exceeding 80%, non-corrosive gas and well-ventilated, clean environment

Handle gently during transportation to avoid severe collision

Precautions

1. This product is a one-time disposable product. The use of broken packaging is strictly prohibited;

2. For the production batch number and expiration date, see the packaging seal or label, and for the date of the disaster, see the outer packaging box;

3. Make sure that the packaging is intact before use and that the product is within the validity period;

4. This product is for external use, please destroy it after use.

5.Contraindications : No contraindications

6.Date of production : See packaging seal or label

7.Expiry date : See packaging seal or label