

Disposable ear-loops face mask for coronavirus protection

No-Powered air-purifying respirator

ear-loops disposable facepiece (dust mask)




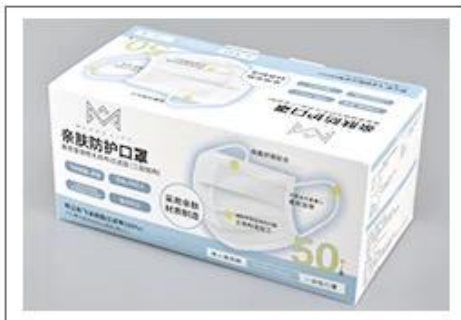

— • Specifications • —

Material : non-woven , melt-blown fabric

Color : light blue

Size : 95*175mm

Packages : 1 box contains 50pcs,1 carton contains 20 boxes



— • Descriptions • —

Protection guaranteed with over 99% bacterial filtration

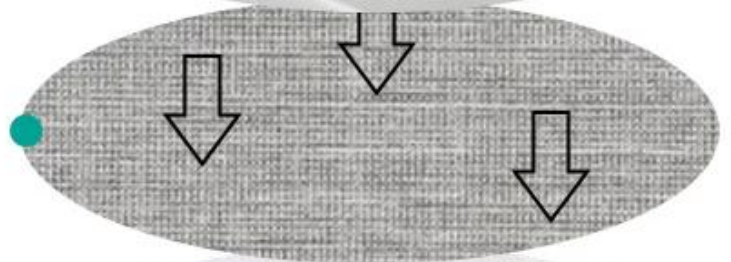
Inner Layer

Spun-viscose non-woven, to absorb the hot breath from the body, making the skin dry and comfortable




Mid-Layer

Melt-Blown Fabric, to filter non-oily particles in the air



Outer layer

Spun-viscose non-woven, to effectively block droplet transmission



3D design, fit the face



Test Report

检验报告

报告编号: No. 京证监物字(2015-013)

产品名称: 特种劳动防护用品
单元名称: 自吸过滤式防颗粒物呼吸器
企业标准:
受检单位:
检验类别: 生产许可证检验
报告日期: 2015年12月30日

国家劳动保护用品质量监督检验中心(北京)

中心(北京)

检验结果

序号	检验项目	技术要求	检测结果	判定
1	型式检验			
2	过滤效率	≥99.97%	99.97%	合格
3	阻力	≤130Pa	110Pa	合格
4	吸气阻力	≤40Pa	35Pa	合格
5	呼气阻力	≤10Pa	8Pa	合格
6	吸气流量	≥30L/min	35L/min	合格
7	呼气流量	≥30L/min	35L/min	合格
8	吸气流量阻力	≤10Pa	8Pa	合格
9	呼气流量阻力	≤10Pa	8Pa	合格
10	吸气流量阻力	≤10Pa	8Pa	合格
11	呼气流量阻力	≤10Pa	8Pa	合格
12	吸气流量阻力	≤10Pa	8Pa	合格
13	呼气流量阻力	≤10Pa	8Pa	合格
14	吸气流量阻力	≤10Pa	8Pa	合格
15	呼气流量阻力	≤10Pa	8Pa	合格

检验员: 周宗文

日期: 2015年12月30日

All the test items are **qualified**

High elastic ear-loops

with no pressure to the ears

breathable and comfortable



— • Fitting instructions • —

Step1:

Cup the respirator in your hand with the nasal splint up and away from you



Step2:

Position the respirator under your chin and pull the bottom strap around the neck below your ears



Step3:

Place your fingertips of both hands at the middle of the nasal splint. Mould the nasal splint to the shape of your nose. Mould with a single hand may lead to bad seal of the respirator.



Step4:

Pull down the mask to ensure that the mask completely covers the nose and mouth



— • Take off instructions • —

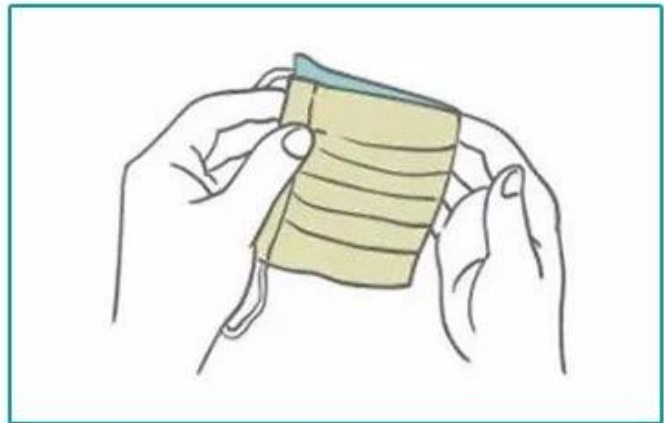
Step1:

Slowly pull the straps away with your hand. Do not touch the contaminated surface of the mask



Step2:

Fold the mask in half



Step3:

Put the mask in the airtight bag and throw it into the trash bin





Warning !!!

The dust-proof effect will not be achieved by the wrong methods

