

Gelung telinga KN95 Tidak ada alat pernafasan pemurnian udara yang dipakai tanpa alat

No-Powered air-purifying respirator

KN95 ear-loops disposable facepiece (dust mask)



— • Specifications • —

Material : non-woven , melt-blown fabric

Color : light blue , White , Black

Size : 108*155mm

Packages : Individual Wrapped Pack , 1 box contains 100pcs
1 carton contains 10 boxes



— • Descriptions • —

Protection guaranteed with over 99% bacterial filtration

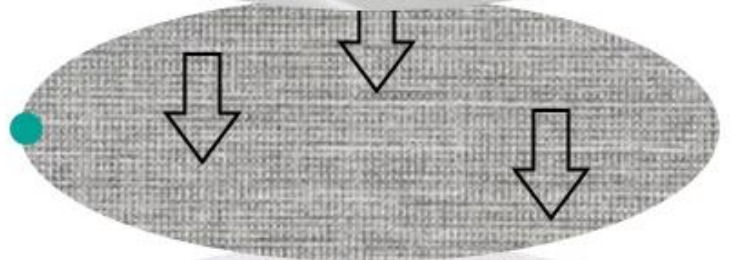
Inner Layer

Spun-viscose non-woven, to absorb the hot breath from the body, making the skin dry and comfortable




Mid-Layer

Melt-Blown Fabric, to filter non-oily particles in the air



Outer layer

Spun-viscose non-woven, to effectively block droplet transmission



High elastic ear-loops

with no pressure to the ears

breathable and comfortable



3D design, fit the face



Test Report

检验报告

报告编号: No. 京证监检字(2015-013)

产品名称: 特种劳动防护用品
单元名称: 自吸过滤式防颗粒物呼吸器
企业标准:
受检单位:
检验类别: 生产许可证检验
报告日期: 2015年12月30日

国家劳动保护用品质量监督检验中心(北京)

检验中心(北京)

检验结果汇总

| 序号 | 检验项目 | 标准 | 结果 |
|----|------|--------------|----|
| 1 | 型式检验 | GB 2811-2006 | 合格 |
| 2 | 呼吸阻力 | GB 2811-2006 | 合格 |
| 3 | 重量 | GB 2811-2006 | 合格 |
| 4 | 呼气阻力 | GB 2811-2006 | 合格 |
| 5 | 吸气阻力 | GB 2811-2006 | 合格 |
| 6 | 呼气阻力 | GB 2811-2006 | 合格 |
| 7 | 吸气阻力 | GB 2811-2006 | 合格 |
| 8 | 呼气阻力 | GB 2811-2006 | 合格 |
| 9 | 吸气阻力 | GB 2811-2006 | 合格 |
| 10 | 呼气阻力 | GB 2811-2006 | 合格 |
| 11 | 吸气阻力 | GB 2811-2006 | 合格 |
| 12 | 呼气阻力 | GB 2811-2006 | 合格 |
| 13 | 吸气阻力 | GB 2811-2006 | 合格 |
| 14 | 呼气阻力 | GB 2811-2006 | 合格 |
| 15 | 吸气阻力 | GB 2811-2006 | 合格 |
| 16 | 呼气阻力 | GB 2811-2006 | 合格 |
| 17 | 吸气阻力 | GB 2811-2006 | 合格 |
| 18 | 呼气阻力 | GB 2811-2006 | 合格 |
| 19 | 吸气阻力 | GB 2811-2006 | 合格 |
| 20 | 呼气阻力 | GB 2811-2006 | 合格 |
| 21 | 吸气阻力 | GB 2811-2006 | 合格 |
| 22 | 呼气阻力 | GB 2811-2006 | 合格 |
| 23 | 吸气阻力 | GB 2811-2006 | 合格 |
| 24 | 呼气阻力 | GB 2811-2006 | 合格 |
| 25 | 吸气阻力 | GB 2811-2006 | 合格 |
| 26 | 呼气阻力 | GB 2811-2006 | 合格 |
| 27 | 吸气阻力 | GB 2811-2006 | 合格 |
| 28 | 呼气阻力 | GB 2811-2006 | 合格 |
| 29 | 吸气阻力 | GB 2811-2006 | 合格 |
| 30 | 呼气阻力 | GB 2811-2006 | 合格 |

检验员: 周宗文

All the test items are **qualified**

— • Fitting instructions • —

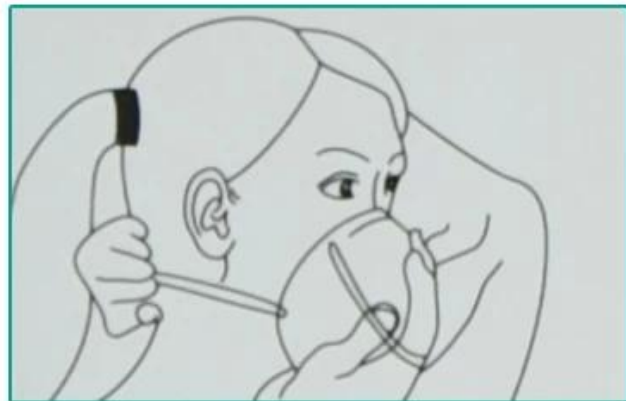
Step1:

Cup the respirator in your hand with the nasal splint up and away from you



Step2:

Position the respirator under your chin and pull the bottom strap around the neck below your ears



Step3:

Pull the top strap over your head resting it high at the top back of your head



Step4:

Place your fingertips of both hands at the middle of the nasal splint. Mould the nasal splint to the shape of your nose. Mould with a single hand may lead to bad seal of the respirator.



— • Take off instructions • —

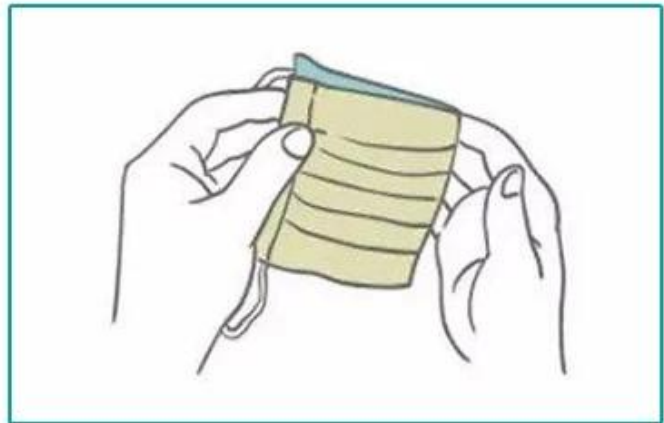
Step1:

Slowly pull the straps away with your hand. Do not touch the contaminated surface of the mask



Step2:

Fold the mask in half



Step3:

Put the mask in the airtight bag and throw it into the trash bin





Warning !!!

The dust-proof effect will not be achieved by the wrong methods

