

Maschera facciale monouso per gli occhielli per la protezione del coronavirus

No-Powered air-purifying respirator

ear-loops disposable facepiece (dust mask)




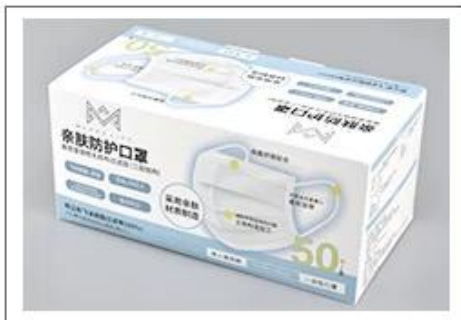

— • Specifications • —

Material : non-woven , melt-blown fabric

Color : light blue

Size : 95*175mm

Packages : 1 box contains 50pcs,1 carton contains 20 boxes



— • Descriptions • —

Protection guaranteed with over 99% bacterial filtration

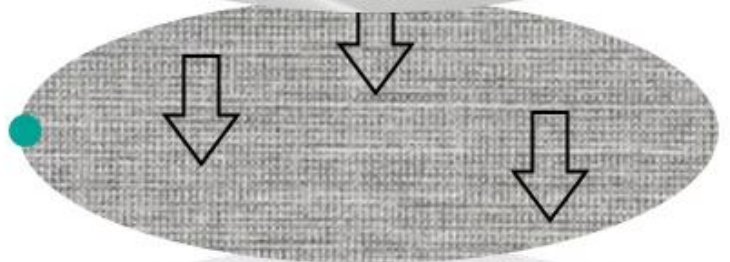
Inner Layer

Spun-viscose non-woven, to absorb the hot breath from the body, making the skin dry and comfortable




Mid-Layer

Melt-Blown Fabric, to filter non-oily particles in the air



Outer layer

Spun-viscose non-woven, to effectively block droplet transmission



High elastic ear-loops

with no pressure to the ears

breathable and comfortable



— • Fitting instructions • —

Step1:

Cup the respirator in your hand with the nasal splint up and away from you



Step2:

Position the respirator under your chin and pull the bottom strap around the neck below your ears



Step3:

Place your fingertips of both hands at the middle of the nasal splint. Mould the nasal splint to the shape of your nose. Mould with a single hand may lead to bad seal of the respirator.



Step4:

Pull down the mask to ensure that the mask completely covers the nose and mouth



— • Take off instructions • —

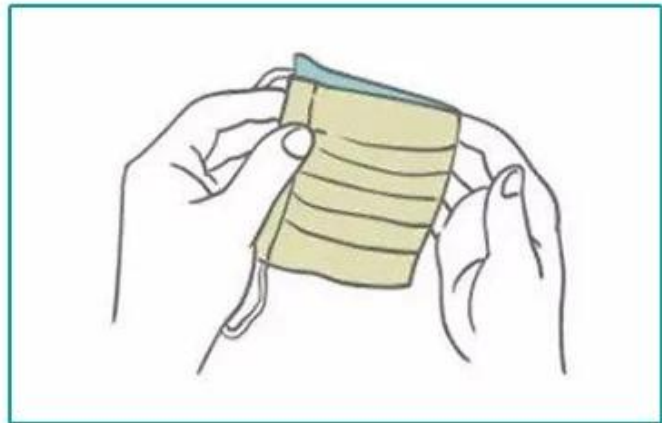
Step1:

Slowly pull the straps away with your hand. Do not touch the contaminated surface of the mask



Step2:

Fold the mask in half



Step3:

Put the mask in the airtight bag and throw it into the trash bin





Warning !!!

The dust-proof effect will not be achieved by the wrong methods

