Masque jetable pour boucles d'oreille pour la protection contre les coronavirus

Specifications

Material : non-woven , melt-blown fabric

Color : light blue

Size : 95*175mm

Packages : 1 box contains 50pcs,1 carton contains 20 boxes

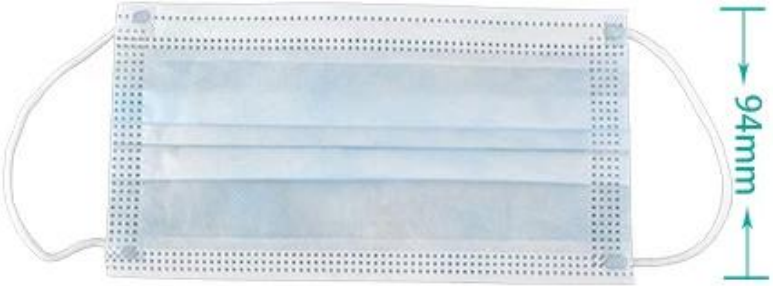



Descriptions

Protection guaranteed with over 99% bacterial filtration

Inner Layer

Spun-viscose non-woven, to absorbs the hot breath from the body, making the skin dry and comfortable

Mid-Layer

Melt-Blown Fabric, to filter non-oily particles in the air

Outer layer

Spun-viscose non-woven, to effectively block droplet transmission

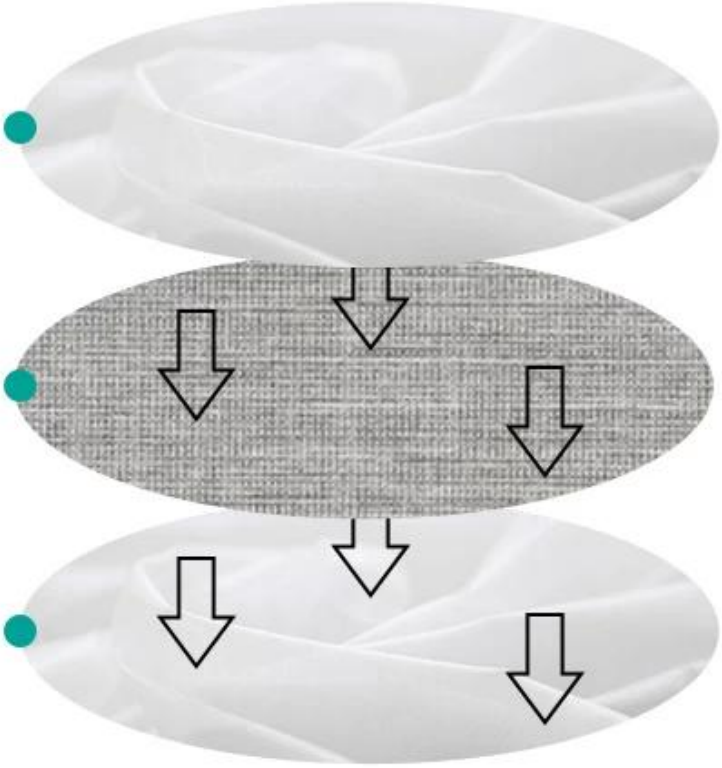

3D design, fit the face

Test Report



All the test items are qualified

High elastic ear-loops

with no pressure to the ears

breathable and comfortable

Fitting instructions

Step1:

Cup the respirator in your hand with the nasal splint up and away from you

Step2:

Position the respirator under your chin and pull the bottom strap around the neck below your ears

Step3:

Place your fingertips of both hands at the middle of the nasal splint. Mould the nasal splint to the shape of your nose.Mould with a single hand may lead to bad seal of the respirator.

Step4:

Pull down the mask to ensure that the mask completely covers the nose and mouth

Take off instructions

Step1:

Slowly pull the straps away with your hand. Do not touch the contaminated surface of the mask

Step2:

Fold the mask in half

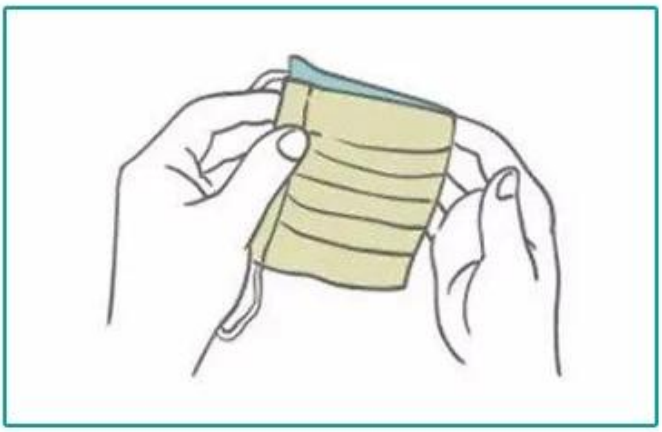

Step3:

Put the mask in the airtight bag and throw it into the trash bin

Warning !!!
The dust-proof effect will not be achieved by the wrong methods